

DESCRIPTION OF A NEW SPECIES OF THE GENUS *ISLAMIA* RADOMAN, 1973 (CAENOGASTROPODA: HYDROBIIDAE) FROM DEPOSITS OF THE NEOGENE IN SOUTHERN SPAIN

JONATHAN P. MILLER

Biodiversidad y Biología Evolutiva, Museo Nacional de Ciencias Naturales, c/ José Gutiérrez Abascal, 2, 28006, Madrid, Spain (e-mail: jonathan356@gmail.com);  <https://orcid.org/0000-0003-1981-8147>

ABSTRACT: The Hydrobiidae family stands out as the most speciose group among freshwater gastropods, with approximately 906 described species, the majority of which are narrow-range endemics. Analysing and classifying these organisms pose significant challenges due to their diminutive size (typically 1 to 5 mm) and simplified morphology, offering limited morphological characteristics for differentiation. The genus *Islamia*, with a high species richness, occurs mainly in the Mediterranean continental ecosystems, with ca. 50 nominal species, including four fossil species. There are limited references to fossils of *Islamia* specimens in Spain, and some records may have erroneous genus assignments. The current study introduces a new species of the genus *Islamia* from Neogene deposits near Alcalá de Júcar, Spain. This research aims to formally describe *Islamia arcana* sp. nov. based on shell shape characteristics. The discovery of new species in the Júcar Valley sedimentary rocks marks the first record of this genus in the Iberian Peninsula for the Neogene period. The estimated age of the sedimentary rocks in the Júcar Valley aligns with previous molecular clock estimates for the extant species and the proposed age of the genus *Islamia* within a European context.

KEY WORDS: Cenozoic; fossil; Iberian Peninsula; Islamiinae

Publication LSID: [urn:lsid:zoobank.org:pub:068F2F06-60AC-41C1-B3B4-F7F93D1C0849](https://zoobank.org/urn:lsid:zoobank.org:pub:068F2F06-60AC-41C1-B3B4-F7F93D1C0849)

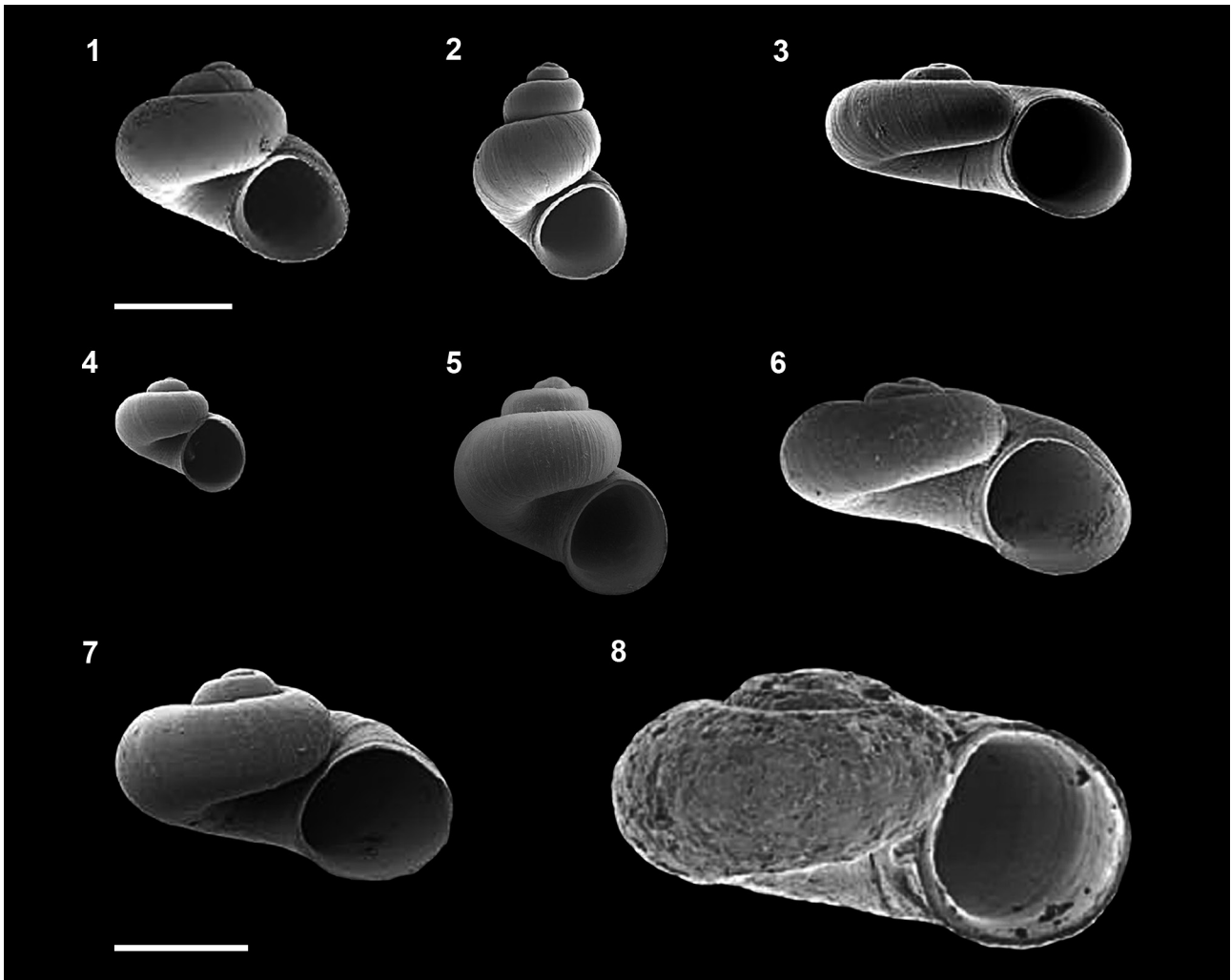
INTRODUCTION

Within Mollusca, the freshwater gastropods form a very diverse group of organisms. This group is comprised of approximately 4,000 valid nominal species, but this estimate might represent only 25% of its actual diversity (STRONG et al. 2008). These snails are found on every continent, except Antarctica, and in nearly every aquatic habitat (lotic and lentic), including lakes, swamps, rivers, streams, underground aquifers and springs, among others (STRONG et al. 2008, LYDEARD & CUMMINGS 2019). The truncatelloidean family Hydrobiidae Stimpson, 1865 is the most speciose assemblage of freshwater gastropods, with species occupying several biotopes, from the clear waters of mountain springs to the shallow waters of estuarine environments. MILLER et al. (2018) cited 906 species, ca. 80% of them narrow-range en-

demics. Anatomical and systematic studies of this group are challenging due to the small size of most species (typically from 1 to 5 mm, occasionally up to 15 mm) and their reduced and simplified morphology, which yields few characters for diagnosis at the gross morphological level (KABAT & HERSHLER 1993, HERSHLER & PONDER 1998).

In contrast to this extant diversity, the fossil register is not so rich, and when referring to the family Hydrobiidae, sometimes plagued by taxonomical errors (i.e., incorrect genus assignments in the vast majority of the cases due to the lack of homoplastic characters and the simplicity of shell morphology (HERSHLER & PONDER 1998).

The freshwater genus *Islamia* Radoman, 1973, with a high species richness, is present in aquatic con-



Figs 1–8. Shell morphotypes of *Islamia* spp. 1 – *Islamia henrichi*; 2 – *Islamia globulus*; 3 – *Islamia pezzoliana*; 4 – *Islamia pallida*; 5 – *Islamia ayalga*; 6 – *Islamia senensis*; 7 – *Islamia lanzai*; 8 – *Islamia coronadoi* (images of valvatiform-trochiform shells: 1, 2, 4, 5, 7; images of depressed-trochiform or planispiral: 3, 6, 8); modified from ARCONADA (2000): 1, 2, 4, 8; modified from BODON & CIANFANELLI (2012): 3, 6, 7; modified from RUIZ-COBO et al. (2018): 5. Scale bars: 1–2, 4–5 – 1 mm (upper); 3, 6–8: 0.5 mm (lower)

tinental ecosystems throughout the Mediterranean region and includes 50 nominal species, 4 of which are fossils (NEUBAUER et al. 2014, MOLLUSCABASE 2023). Until recently, the genus was thought to occur only in the European continental area, from the Iberian Peninsula to Anatolia (RADOMAN 1983, ARCONADA & RAMOS 2006, RADEA 2011, BODON & CIANFANELLI 2012, BERAN et al. 2016, YILDIRIM et al. 2017); however, it has also been recently found in northern Africa (GLÖER et al. 2020, MABROUKI et al. 2021) and it is present also in some Mediterranean islands (BODON et al. 1995, BOETERS & BECKMAN 2007, RADEA et al. 2017). It occurs mainly in springs found at low to medium elevations, presenting a high level of local endemism (ARCONADA & RAMOS 2006, BODON & CIANFANELLI 2012, MILLER 2021).

All species within the genus can be categorised into two distinct shell morphotypes based on their shape: valvatiform-trochiform shells as in *Islamia hen-*

richi Arconada et Ramos, 2006 (Fig. 1); *Islamia globulus* (Bofill, 1909) (Fig. 2), *Islamia pallida* Arconada et Ramos, 2006 (Fig. 4); *Islamia ayalga* Ruiz-Cobo, M. R. Alonso, Quiñonero-Salgado et Rolán, 2018 (Fig. 5) and depressed-trochiform or planispiral as in *Islamia pezzoliana* Bodon et Cianfanelli, 2012 (Fig. 3); *Islamia senensis* Bodon et Cianfanelli, 2012 (Fig. 6); *Islamia lanzai* Bodon et Cianfanelli, 2012 (Fig. 7) or *Islamia coronadoi* (Bourguignat, 1870) (Fig. 8). ARCONADA (2000) mentioned that this character and the umbilicus width (linked to the shell form) are the only features that can help to attain a species identification based only on shell shape; otherwise, determinations depend on anatomical characters that are absent in fossil specimens. While there is a broader morphospace encompassing the range between these two extreme shapes, it contributes to enhancing the overall diversity of shell shapes within this genus.

In Spain, there are just a few mentions in the literature of fossil members of this genus (e.g., LEROY 1997, DE MARFÀ 2007, ALBESA & ROBLES 2020). Although ALBESA & ROBLES (2006) registered a plethora of literature between 1775–1998, there are just a few records compatible with the genus *Islamia*, some of them probably the result of an in-

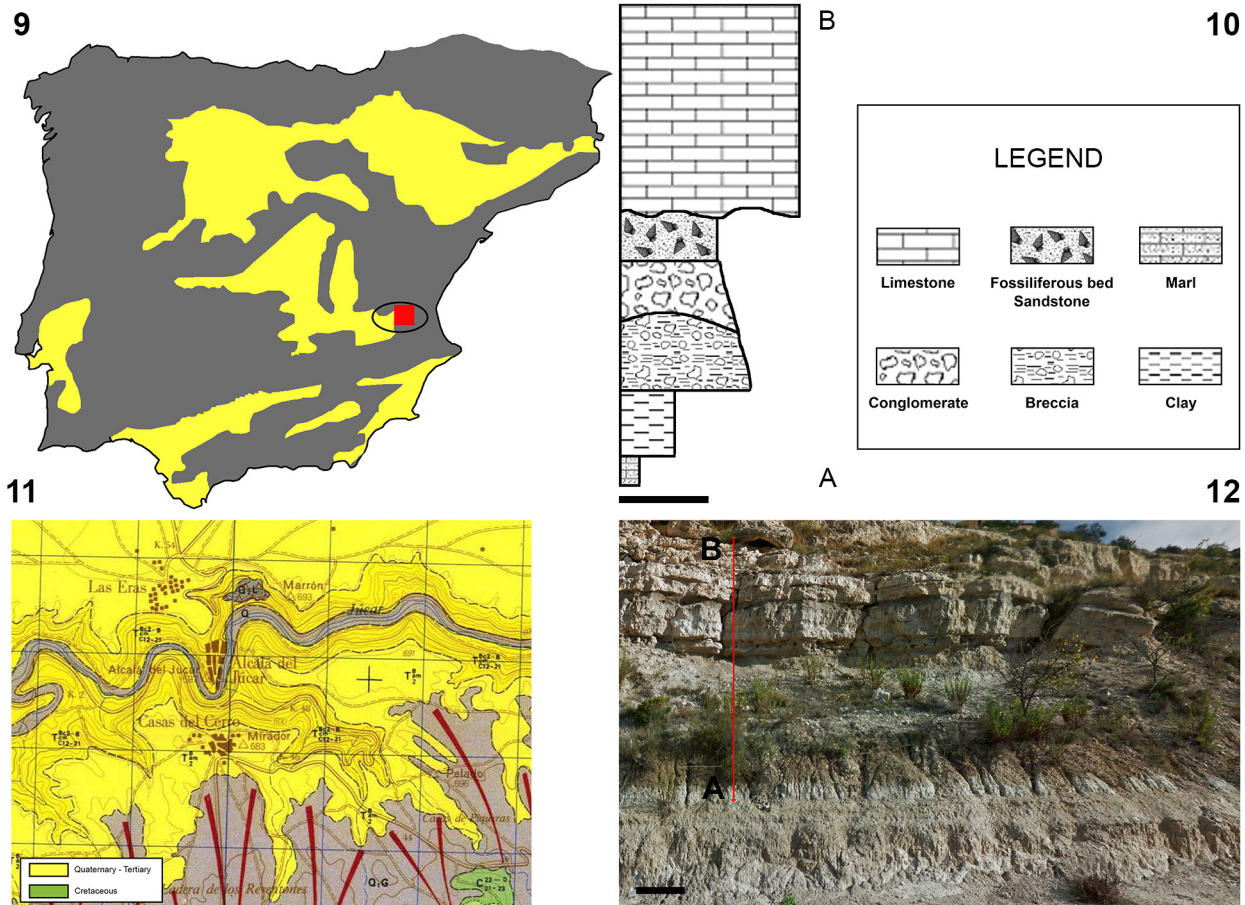
correct genus assignment as in *Hauffenia schlosseri* (Royo-Gómez, 1922), which ESU (1980) suggested as a member of *Islamia*. In the present work, a new species of the genus *Islamia* had been found in deposits of the Neogene in the vicinities of Alcalá de Júcar, Spain. This work aims to describe the species based on the shell shape characters mentioned before.

MATERIAL AND METHODS

The study area according to the geological map of Spain (ALAMEDA 1990) is composed of three main units. From bottom to top, in the first unit can be found conglomerate, calcarenite, sandstone, arkosic sand, limestone and gypsum, age Miocene (Langhian to Messinian); the second unit was composed of conglomerates, sandstones, limestone and gypsum, age Pliocene, the third unit was composed of conglomerates, limes, limestone and gypsum, age estimated Upper Pliocene to Lower Pleistocene (Figs 9, 10). Nevertheless, at a smaller scale, the sampling locality was found to contain six stratigraphic beds (Figs

10, 12). From bottom to top (Fig. 10A–B) marl, clays, breccia, conglomerates, sandstone (the fossiliferous bed) and limestone. More precise data on the stratum age were not possible to obtain as it needs more complex geochemical methods beyond the scope of this work. The estimated age for the study area was Miocene according to the geological map of Spain (ALAMEDA 1990), but according to ESU (1980) the age of the Júcar basin was estimated from Messinian to Lower Villafranchian stages (5.6–2.59 Mya).

The sample was composed of approx. 1 kg of sediment from the fossiliferous bed. Once in the labora-



Figs 9–12. Location of the sampling locality: 9 – general view of Neogene deposits in the Iberian Peninsula, the red square represents the sampled locality; 10 – schematic representation of the stratigraphic column of the sampled locality; 11 – geological map; 12 – sampled fossiliferous beds (scale bar 1 m)

tory, the sediment was dissolved in water and passed by a series of three sieves 4 mm, 2 mm and 0.5 mm mesh. In the last fraction the fossils were collected, washed with abundant running water to eliminate the limes. The fossils were then dried at room temperature and classified.

In order to obtain the shell measurements, a Leica MZ16 stereomicroscope with a Leica DFC550 camera managed from the computer by the Leica Application Suite (LAS) V4.6.13 was used. To analyse the shell microsculpture, uncoated shells were mounted on

stubs and imaged on a FEI INSPECT (FEI Company, Netherlands) environmental scanning electron microscope (ESEM) at low vacuum. Maps were done using ArcGIS v.10.4 (ESRI 2011).

Abbreviations: MNCN – Museo Nacional de Ciencias Naturales; shell measurements: SL – shell length, SW – shell width, SL/SW – shell length/width ratio, BWL – body whorl length, AH – aperture height, AW – aperture width, PL – protoconch length, PW – protoconch width.

RESULTS – SYSTEMATIC

Phylum Mollusca

Class Gastropoda Cuvier, 1795

Order Caenogastropoda Cox, 1960

Family Hydrobiidae Stimpson, 1865

Genus *Islamia* Radoman, 1973

Islamia arcana sp. nov. †

urn:lsid:zoobank.org:act:7D47AFE7-AF18-4E87-AD4A-13E74D04DDD3

Figs 13–21; Table 1

Etymology. The word *arcana* here refers to the Latin form *arcanus*, meaning hidden, secret

Type Material. **Holotype:** MNCNI-43550; **Paratypes:** MNCNI-43551 to MNCNI-43558 by present designation.

Type Locality. Road CM-3201 at the coordinates: 39.185728°N, 1.410759°W, near the town of Alcalá de Júcar, Cuenca, Spain.

Stratigraphy and age. Messinian to Lower Villafranchian stages (5.6–2.59 Mya) according to ESU (1980).

Description. Shell small; dextral, very depressed near to planispiral shape. Protoconch 210–366 µm, and one whorl, with pitted microsculpture. Teleoconch 0.94–1.19 mm; 3 whorls. Umbilicus wide; aperture


rounded slightly reflexed; peristome straight; inner and outer lips about the same thickness. Shell presenting soft sinuated growth lines.

Remarks. Neogene fossil species of the genus *Islamia*, have been previously recorded in Spain. DE MARFÀ (2007) cited for Fuente Nueva 3, Granada, Spain, the species *Islamia minuta* (Draparnaud, 1805); LEROY (1997) cited *Islamia* sp. for the Bañoles-Besalu Plio-Pleistocene lacustrine complex; ALBESA & ROBLES (2020) cited *Islamia* sp. for Barranco León, Cuenca, Spain. Although these authors refer to the genus *Islamia*, it is probable that some of them refer to *Valvata schlosseri* (Royo-Gómez, 1922), not to a depressed planispiral valvatiform “hydrobiid”. This will be discussed further. Among the extant valvatiform hydrobiid species, *Islamia arcana* sp. nov. resembles *Milesiana schueleii* (Boeters, 1981) by its depressed shell shape, but *Islamia arcana* sp. nov. is larger and has more marked striation. *Islamia arcana* sp. nov. also resembles *Islamia coronadoi* (Bourguignat, 1870), but *Islamia arcana* sp. nov. has a wider umbilicus and a well-marked striation pattern not present in *Islamia coronadoi*.

In terms of shell morphology (depressed), two additional species within the genus *Iberhoratia* Arconada et Ramos, 2007 (in ARCONADA et al. 2007: fig. 2) ex-

Table 1. Measurements of *Islamia arcana* sp. nov.: A – teleoconch measurements on the type series (H – holotype, P – paratypes); B – protoconch measurements

A									
	1H	2P	3P	4P	5P	6P	7P	8P	Mean ± SD; CV (Max–Min)
SL	1.40	1.40	0.95	1.43	1.12	1.07	1.23	0.94	1.19 ± 0.2; 0.17 (1.43–0.94)
SW	0.62	–	–	–	–	0.57	0.67	0.44	0.58 ± 0.31; 0.55 (0.67–0.44)
SL/SW	2.25	–	–	–	–	1.87	1.83	2.13	2.02 ± 1.08; 0.53 (2.25–1.09)
BWL	0.90	–	–	–	–	0.74	0.91	0.65	0.8 ± 0.44; 0.54 (0.91–0.65)
AH	0.58	–	–	–	–	0.49	0.46	0.41	0.49 ± 0.26; 0.54 (0.58–0.41)
AW	0.53	–	–	–	–	0.41	0.44	0.36	0.44 ± 0.24; 0.55 (0.53–0.36)
B									
	1	2	Mean	SD	CV	Max	Min		
PL	210	366	288	110	0.38	366	210		
PW	148	289	219	100	0.46	289	148		



Figs 13–21. Shells of *Islamia arcana* sp. nov.: 13–19 – paratypes; 20 – details of the protoconch; 21 – details of the protoconch microsculpture. Scale bars: 13–19 – 400 µm; 20 – 100 µm; 21 – 20 µm

hibit similarities to *Islamia arcana* sp. nov.: *Iberhoratia morenoi* Arconada, Delicado et Ramos, 2007, and *Iberhoratia sanromae* Talaván Serna et Talaván Gómez, 2019. *Islamia arcana* sp. nov. displays a larger size compared to the aforementioned *Iberhoratia* species, and the SL/SW index value (see Table 1) is also greater in *Islamia arcana* sp. nov. Despite *Iberhoratia*

sanromae presenting a striation pattern, it is less pronounced than in *Islamia arcana* sp. nov. The remaining species within the genus *Iberhoratia* feature valvati-form-trochiform shells; hence, they were not included in the comparative analysis with *Islamia arcana* sp. nov.

DISCUSSION

AGE ESTIMATION OF THE STUDIED AREA

The age of the sedimentary rocks of the study area had been proposed by ESU (1980), who dated the lacustrine sedimentation of the Júcar valley where this species occurs from Messinian to Lower Villafranchian stages. This corresponds to an estimat-

ed range of 5.6–2.59 Mya (COHEN & FINNEY 2013). The lack of a very precise age of the studied stratum is one of the weaknesses of the present study, which makes these results not applicable to other evolutionary studies that integrate molecular and fossil data to calibrate phylogenies, needed in order to understand the biogeographical history of the genus.



OVERVIEWS OF THE GENUS *ISLAMIA* IN THE MEDITERRANEAN SLOPE

While monotypic genera are quite common among hydrobiids, *Islamia* is species-rich. Distributed across the Mediterranean slope, it is a very diverse genus with 50 nominal species of which 4 are fossil species (MOLLUSCABASE 2023). According to molecular studies, *Islamia* likely originated in the Italian Peninsula ca. 12 Mya, later radiating to the Balkan and Iberian peninsulas, other European territories and North Africa (MILLER 2021). This agrees with the dating of *I. bambolii* Esu et Girotti, 2015 described for the Baccinello-Cinigiano Basin (ROOK et al. 2011) dated for the Late Tortonian, Miocene (ca. 7–11 Mya). The other records of this genus belong to *I. amiatae* Esu et Girotti, 2015, Early Messinian, *I. corinthica* Esu et Girotti, 2015, Late Pleistocene. *I. sarda* Esu, 1984, has been re-assigned to the genus *Sardohoratia* Manganelli, Bodon, Cianfanelli, Talenti et Giusti, 1998.

CONCLUSIONS

A revision of fossils of caenogastropods described for the Iberian Peninsula is needed in order to best characterise the palaeoenvironments and the taxonomical position of many of the described species. The vast majority were described during the last century when the family Hydrobiidae were poorly studied, and then included several taxa that today we consider as members of other families. An update is needed to review the taxonomic position assigned to those taxa at the time of its description and whether there have been subsequent changes. This task for Hydrobiidae, in general, is challenging, as mentioned at the beginning of the study. Due to morphological simplicity and high convergence in shell form, it is often difficult to elucidate genus assignments based solely on morphology. In the case of fossil forms, it is even more challenging since only conchological characters (highly homoplastic) are available, making

The record of *I. arcana* sp. nov. constitutes the first for this genus in the Iberian Peninsula, for the Neogene. The estimated age of the Jucar Valley sedimentary rocks also agrees with the molecular clock estimated by MILLER (2021) and with the proposed age of the genus. Although *Islamia* was cited in the literature for the Iberian Peninsula (i.e., LEROY 1997, DE MARFÀ 2007, ALBESA & ROBLES 2020) an analysis of the figures referred in those texts, pointed that some of the authors refer to *Hauffenia schlosseri*, and not to a member of the genus *Islamia*.

ARCONADA (2000) pointed out that the only two characters available to assign a given taxon to the genus *Islamia* were the shell shape and the size of the umbilicus, as the rest of the characters are anatomical and not applicable to the study of fossils. This author defined two primary shell morphotypes in the *Islamia* morphospace: valvatiform-trochiform shells and valvatiform-depressed. Fortunately, in our case, these characters have been enough as there are not plenty of extant valvatiforms with the depressed shell shape, helping to discriminate between them.

the assignment of a specific taxon at the genus level difficult. Regarding *Islamia arcana* sp. nov., there was the advantage of having two distinguishing characters within the genus: the shell shape and the width of the umbilicus. These traits had been successfully applied in prior studies, demonstrating their effectiveness in identifying species within the genus. The discovery of *Islamia arcana* sp. nov. demonstrates that there is still work to be done in the field of taxonomy of extant hydrobioids.

ACKNOWLEDGEMENTS

I would like to thank MIGUEL CARRILLO PACHECO, for all the logistics during the fieldwork. Also, I would like to thank the Fauna Ibérica XII [PGC2018-095851-B-C61] project and the research contract linked to the project 202030E213.

REFERENCES

- ALAMEDA J. 1990. Mapa geológico de España. Informe Complementario Geotecnia De La Hoja N°-609 (23–24). Villar De Olalla.
- ALBESA J., ROBLES F. 2006. Síntesis de los estudios sobre moluscos continentales neógenos del sector septentrional de la Depresión de Teruel: período 1775–1998. *Studios Geológicos* 62: 183–198.
- ALBESA J., ROBLES F. 2020. Contribución al conocimiento de los moluscos del Pleistoceno Inferior del yacimiento de Barranco León (Cuenca de Guadix-Baza). *Spanish Journal of Palaeontology* 35: 125–146. <https://doi.org/10.7203/sjp.35.1.17324>
- ARCONADA B. 2000. Contribución al conocimiento sistemático y filogenético de la familia Hydrobiidae (Mollusca, Prosobranchia) de la Península Ibérica. Biology Thesis, Universidad Complutense de Madrid, Madrid.



- ARCONADA B., DELICADO D., RAMOS A. M. 2007. A new genus and two new species of Hydrobiidae (Mollusca, Caenogastropoda) from the Iberian Peninsula. *Journal of Natural History* 41: 2007–2035.
<https://doi.org/10.1080/00222930701529273>
- ARCONADA B., RAMOS M. 2006. Revision of the genus *Islamia* Radoman, 1973 (Gastropoda, Caenogastropoda, Hydrobiidae) on the Iberian Peninsula and description of two new genera and three new species. *Malacologia* 48: 77–132.
<https://www.biodiversitylibrary.org/page/13115520>
- BERAN L., OSIKOWSKI A., HOFMAN S., FALNIOWSKI A. 2016. *Islamia zermanica* (Radoman, 1973) (Caenogastropoda: Hydrobiidae): morphological and molecular distinctness. *Folia Malacologica* 24: 25–30.
<https://doi.org/10.12657/folmal.024.004>
- BODON M., CIANFANELLI S. 2012. Il genere *Islamia* Radoman, 1973, nell'Italia centro-settentrionale (Gastropoda: Hydrobiidae). *Bollettino Malacologico* 48: 1–37.
- BODON M., MANGANELLI G., SPARACIO I., GIUSTI F. 1995. Two new species of the genus *Islamia* Radoman, 1973 from Italian islands (Prosobranchia, Hydrobiidae). *Journal of Molluscan Studies* 61: 43–54.
<https://doi.org/10.1093/mollus/61.1.43>
- BOETERS H. D. 1981. Unbekannte westeuropäische Prosobranchia, 2. *Archiv für Molluskenkunde* 111: 55–61.
- BOETERS H. D., BECKMAN K.-H. 2007. *Islamia archeducis* n. sp. ein neuer Kleinprosobranchier von der Balearen-Insel Mallorca (Gastropoda: Hydrobiidae). In: BECKMANN K.-H. (ed.). *Die Land- und Süßwassermollusken der Balearischen Inseln*. ConchBooks, Hackenheim, pp. 175–177.
- BOFILL A. 1909. El Noguera Ribagorzana “vallis clausa” malacológicamente considerado. *Actas y Memorias del Primer Congreso de Naturalistas Españoles, Zaragoza*: 190–206.
- BOURGUIGNAT J. 1870. Mollusques nouveaux, litigieux ou peu connus. *Description des acéphales d'Espagne*. Paris 12: 51–52.
- COHEN K. M., FINNEY S. 2013. *International Chronostratigraphic Chart*, © International Commission on Stratigraphy (IUGS).
- COX L. R. 1960. Thoughts on the classification of the Gastropoda. *Proceedings of the Malacological Society of London* 33: 239–261.
- CUVIER G. 1795. Second Mémoire sur l'organisation et les rapports des animaux à sang blanc, dans lequel on traite de la structure des Mollusques et de leur division en ordre, lu à la société d'Histoire Naturelle de Paris, le 11 prairial an troisième [30 May 1795]. *Magazin Encyclopédique, ou Journal des Sciences, des Lettres et des Arts*, 1795 [1. année] 2: 433–449.
<http://www.biodiversitylibrary.org/page/6736775>
- DE MARFÀ R. 2007. Microfauna del Pleistoceno inferior de Barranco León y Fuente Nueva 3 (Orce, Granada, España): Estudio preliminar. *Actas del III Encuentro de Jóvenes Investigadores en Paleontología*: 45–55.
- DRAPARNAUD J.-P.-R. 1805. *Histoire naturelle des mollusques terrestres et fluviatiles de la France*. 2 pp. (Avertissement a sa Majesté l'Impératrice), 2 pp. Rapport, i-viii (Préface), 1–164, pl. 1–13, 1 p. Errata. Levrault & Schoell, Paris.
<https://www.biodiversitylibrary.org/page/52682088>
- ESRI 2011. ArcGIS Release 10. Redlands, CA: Environmental Systems Research Institute.
- ESU D. 1980. Neogene freshwater gastropods and their evolution in the Western Mediterranean area. *Geologica Romana* 19: 231–249.
- ESU D. 1984. La malacofauna continentale pliocenica di Mandriola (Sardegna occidentale): sistematica e paleobiogeografia. *Geologica Romana* 23: 23–50.
- ESU D., GIROTTI O. 2015. A contribution to the knowledge of Late Miocene freshwater hydrobiids from Tuscany (Central Italy) (Gastropoda Prosobranchia: Rissosoidea). *Archiv für Molluskenkunde* 144: 139–147.
<https://doi.org/10.1127/arch.moll/1869-0963/144/139-147>
- GLÖER P., MABROUKI Y., TAYBI A. F. 2020. A new genus and two new species (Gastropoda, Hydrobiidae) from Morocco. *Ecologica Montenegrina* 28: 1–6.
<https://doi.org/10.37828/em.2020.28.1>
- HERSHLER R., PONDER W. F. 1998. A review of morphological characters of hydrobioid snails. *Smithsonian Contributions to Zoology*: 600: 1–55.
<https://doi.org/10.5479/si.00810282.600>
- KABAT A. R., HERSHLER R. 1993. The prosobranch snail family Hydrobiidae (Gastropoda: Rissosoidea): review of classification and supraspecific taxa. *Smithsonian Contribution to Zoology* 547: 1–94.
<https://doi.org/10.5479/si.00810282.547>
- LEROY S. 1997. Climatic and non-climatic lake-level changes inferred from a Plio-Pleistocene lacustrine complex of Catalonia (Spain): palynology of the Tres Pins sequences. *Journal of Paleolimnology* 17: 347–367.
<https://doi.org/10.1023/A:1007929213952>
- LYDEARD C., CUMMINGS K. S. 2019. *Freshwater mollusks of the world: a distribution atlas*. John Hopkins University Press, Baltimore.
<https://doi.org/10.1353/book.66164>
- MABROUKI Y., GLÖER P., TAYBI A. F. 2021. Two new species of the genera *Islamia* and *Mercuria* (Gastropoda, Hydrobiidae) from Morocco. *Ecologica Montenegrina* 39: 76–80.
<https://doi.org/10.37828/em.2021.39.8>
- MANGANELLI G., BODON M., CIANFANELLI S., TALENTI E., GIUSTI F. 1998. New hydrobiids from subterranean waters of eastern Sardinia, Italy (Gastropoda Prosobranchia: Hydrobiidae). *Basteria* 62: 43–67.
<https://natuurtijdschriften.nl/pub/597128>
- MILLER J. P. 2021. Systematics, biogeography and evolutionary patterns of the Hydrobiidae family (Mollusca: Caenogastropoda). Biology Thesis, Autonomous University of Madrid, Madrid.
- MILLER J. P., RAMOS M. A., HAUFFE T., DELICADO D. 2018. Global species richness of hydrobiid snails determined



- by climate and evolutionary history. *Freshwater Biology* 63: 1225–1239.
<https://doi.org/10.1111/fwb.13128>
- MOLLUSCABASE (eds) 2023. MolluscaBase. Available online at <https://www.molluscabase.org> (accessed 1 September 2023)
<https://doi.org/10.14284/448>
- NEUBAUER T. A., HARZHAUSER M., KROH A., GEORGOPOULOU E., MANDIC O. 2014. Freshwater Gastropods of the European Neogene database (FreshGEN). Available online at <https://doi.org/10.14284/363> (accessed 1 September 2023).
<https://doi.org/10.14284/363>
- RADEA C. 2011. A new species of hydrobiid snails (Mollusca, Gastropoda, Hydrobiidae) from central Greece. *ZooKeys* 138: 53–64.
<https://doi.org/10.3897/zookeys.138.1927>
- RADEA C., PARMAKELIS A., DEMETROPOULOS S., VARDINOYANNIS K. 2017. A new *Islamia* species (Gastropoda: Hydrobiidae) from Cyprus. *Folia Malacologica* 25: 230–236.
<https://doi.org/10.12657/folmal.025.022>
- RADOMAN P. 1973. New classification of fresh and brackish water Prosobranchia from the Balkans and Asia Minor. *Posebna Izdanja Prirodnjackego Muzeia, Beograd* 32: 1–30.
- RADOMAN P. 1983. Hydrobioidea a superfamily of Prosobranchia (Gastropoda). I. Systematics. Serbian Academy of Sciences and Arts, Monograph 547, Department of Sciences 57: 1–256.
- ROOK L., OMS O., BENVENUTI M. G., PAPINI M. 2011. Magnetostratigraphy of the Late Miocene Baccinello-Cinigiano basin (Tuscany, Italy) and the age of *Oreopithecus bambolii* faunal assemblages. *Palaeogeography, Palaeoclimatology, Palaeoecology* 305: 286–294.
<https://doi.org/10.1016/j.palaeo.2011.03.010>
- ROYO-GÓMEZ J. 1922. El Mioceno continental ibérico y su fauna malacológica. *Comisión de investigaciones paleontológicas y prehistóricas* 30: 1–230.
- RUIZ-COBO J., ALONSO A., QUIÑONERO SALGADO S., ROLÁN MOSQUERA E. 2018. Two new species of the genus *Islamia* Radoman, 1973 (Gastropoda: Hydrobiidae) from the north of Spain. *Nemus* 8: 85–93.
- STIMPSON W. 1865. Diagnoses of newly discovered genera of gasteropods, belonging to the sub-fam. Hydrobiinae of the family Rissoidae. *American Journal of Conchology* 1: 52–54.
<https://www.biodiversitylibrary.org/page/16084571>
- STRONG E. E., GARGOMINY O., PONDER W. F., BOUCHET P. 2008. Global diversity of gastropods (Gastropoda; Mollusca) in freshwater. *Hydrobiologia* 595: 149–166.
<https://doi.org/10.1007/s10750-007-9012-6>
- TALAVÁN SERNA J., TALAVÁN GÓMEZ J. 2019. *Iberhoratia sanromae* (Gastropoda: Prosobranchia: Hydrobiidae) new sp. from Valencia (Spain). *Malacologia – Mostra Mondiale – Cupra Marittima* 105: 8–9.
- YILDIRIM M. Z., KAYA D. C. Ç., GÜRLEK M. E., KOCA S. B. 2017. A new species of *Islamia* (Caenogastropoda: Hydrobiidae) from Lakes region of Turkey. *Ecologica Montenegrina* 11: 9–13.
<https://doi.org/10.37828/em.2017.11.3>

Received: October 5th, 2023

Revised: November 22nd, 2023

Accepted: November 27th, 2023

Published on-line: March 4th, 2024

